



CIRCUIT BREAKER 400V 15KA, 2-POLE, C,  
2A, D=70MM

Similar to image












**Technical data:**

<b>product brand name</b>		SENTRON
<b>Product designation</b>		5SY miniature circuit breaker
<b>Mounting type</b>		Quick assembly system
<b>Type of voltage</b>		AC/DC
<b>Height</b>	mm	90
<b>Width</b>	mm	36
<b>Depth</b>	mm	76
<b>Net weight</b>	g	318
<b>mounting position</b>		any
<b>Mounting depth</b>	mm	70
<b>Current / for AC / rated value</b>	A	2
<b>Tripping characteristic class</b>		C
<b>Supply voltage</b>		
• for AC / rated value	V	400
<b>Supply voltage / for DC / rated value</b>		
• with multi-phase operation / with AC / rated value	V	400
<b>Number of poles /note</b>		2P
<b>Switching capacity current</b>		

<ul style="list-style-type: none"> <li>• in accordance with IEC 60947-2 / rated value</li> </ul>	kA	50
<ul style="list-style-type: none"> <li>• with DC / in accordance with IEC 60947-2 / rated value</li> </ul>	kA	15
<ul style="list-style-type: none"> <li>• acc. to EN 60898 / rated value</li> </ul>	kA	15
<b>Breaking capacity short-circuit current (I<sub>cn</sub>)</b>		
<ul style="list-style-type: none"> <li>• with DC / in accordance with EN 60898-2</li> </ul>	kA	15
<ul style="list-style-type: none"> <li>• with AC / in accordance with UL 1077 and CSA C22.2 No.235</li> </ul>	kA	5
<b>Active power loss / at rated value current / with AC / in warm operating state / per pole</b>	W	1
<b>Number of width units</b>		2
<b>Product extension / can be installed / supplementary device</b>		Yes
<b>Product feature / sealable</b>		Yes
<b>Degree of pollution</b>		3
<b>Influence of the surrounding temperature</b>		max. 95% humidity
<b>Ambient temperature</b>	°C	-25 ... +55
<b>Ambient temperature</b>		
<ul style="list-style-type: none"> <li>• during storage</li> </ul>	°C	-40 ... +75
<b>Position / of power supply cord</b>		Any
<b>Product property / properties for main switches in accordance with EN 60204-1</b>		Yes
<b>Mechanical operating cycles as operating time / typical</b>		20,000
<b>Resistance against vibration / according to IEC 60068-2-6</b>		50m/s <sup>2</sup> at 25 to 150Hz and 60m/s <sup>2</sup> at 35Hz (4sec)
<b>Overvoltage class</b>		3
<b>Product equipment / touch-protection</b>		Yes
<b>Resistance against shock / according to IEC 60068-2-27</b>		150m/s <sup>2</sup> at 11ms half-sine
<b>Insulation voltage</b>		
<ul style="list-style-type: none"> <li>• with multi-phase operation / with AC / rated value</li> </ul>	V	440
<b>AWG number</b>		
<ul style="list-style-type: none"> <li>• as encoded connectable conductor cross-section</li> </ul>		14 ... 4
<b>Section de conducteur raccordable</b>		
<ul style="list-style-type: none"> <li>• solid</li> </ul>	mm <sup>2</sup>	0.75 ... 35
<ul style="list-style-type: none"> <li>• multibrin</li> </ul>	mm <sup>2</sup>	0.75 ... 35
<ul style="list-style-type: none"> <li>• finely stranded</li> </ul>		
<ul style="list-style-type: none"> <li>• with wire end processing</li> </ul>	mm <sup>2</sup>	0.75 ... 25
<b>Product component</b>		
<ul style="list-style-type: none"> <li>• combined terminal top</li> </ul>		Yes
<ul style="list-style-type: none"> <li>• combined terminal bottom</li> </ul>		Yes
<b>Tightening torque</b>		
<ul style="list-style-type: none"> <li>• with screw-type terminals</li> </ul>	N-m	2.5 ... 3
<b>Tightening torque (lbf-in)</b>		
<ul style="list-style-type: none"> <li>• with screw connection</li> </ul>	lbf-in	22 ... 26

<b>Product feature</b>		
• silicon-free		Yes
• halogen-free		Yes
<b>Number of test cycles / for environmental testing / in accordance with IEC 60068-2-30</b>		6
<b>Reference ID / according to DIN EN 61346-2</b>		F

#### Certificates/approvals:

General Product Approval					Declaration of Conformity
 CCC	 GOST	 IMQ	 UL	 VDE	 EG-Konf.
Shipping Approval					other
 BUREAU VERITAS	 DNV	 GL	 LRS	 RINA	<a href="#">other</a>

#### Further information:

##### Information- and Downloadcenter (Catalogs, Brochures,...)

<http://www.siemens.com/lowvoltage/catalogs>

##### Industry Mall (Online ordering system)

<https://eb.automation.siemens.com/mall/en/WW/Catalog/Product/5SY7202-7>

##### Service&Support (Manuals, Certificates, Characteristics, FAQs,...)

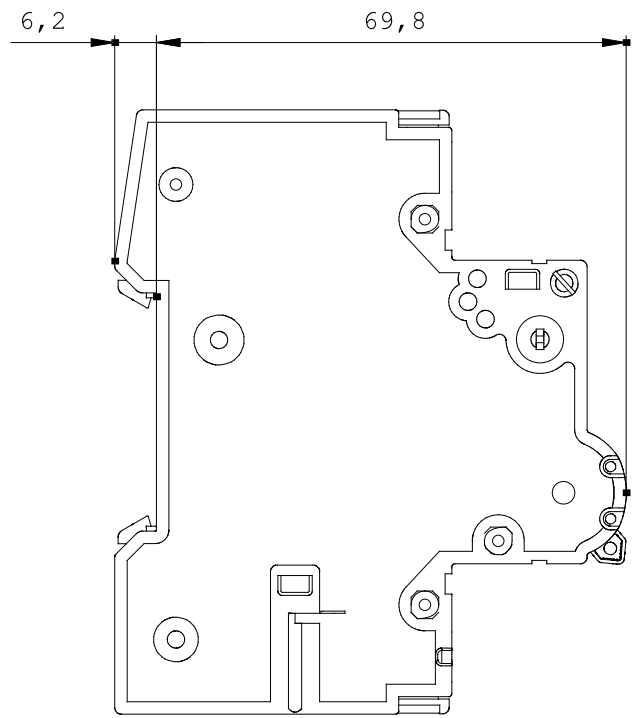
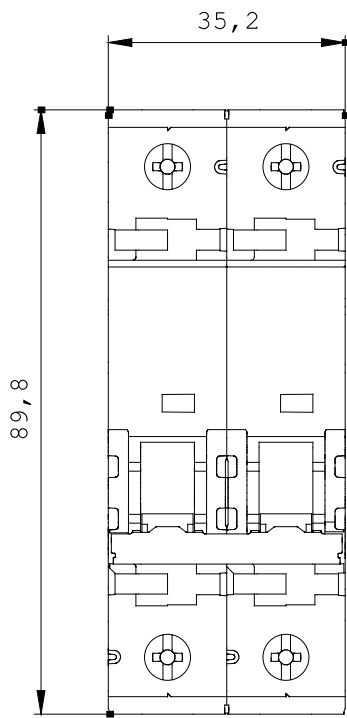
<http://support.automation.siemens.com/WW/view/en/5SY7202-7/all>

##### Image database (product images, 2D dimension drawings, 3D models, device circuit diagrams, ...)

[http://www.automation.siemens.com/bilddb/cax\\_en.aspx?mlfb=5SY7202-7](http://www.automation.siemens.com/bilddb/cax_en.aspx?mlfb=5SY7202-7)

##### CAX-Online-Generator

<http://www.siemens.com/cax>



**last change:**

Mar 24, 2014